

Trace

Compact LED task light



Trace is a compact LED task light, with excellent light output and minimalistic design. A slimline arm carries the distinct softened square lamp head. In spite of its compact size, Trace has a definite presence and posture that makes it suitable for most modern office environments. The combination of simple lines and an elegantly shaped lamp head gives it a distinct design.

Décor rings in rich colors

The lamp head may be complemented with a décor ring, available in three rich colors.

- Sweet fuchsia
- Aqua marine
- Street light orange

The addition of a colorful décor ring gives Trace a playful expression. It allows the appearance of the luminaire to be altered by switching between differently colored décor rings.

Dimming and auto shut-off

Trace is equipped with a 6 Watt LED module and is fully dimmable. Trace also features automatic shut-off for added energy savings. A built-in timer automatically turns the light off after 4 or 9 hours.

Excellent ergonomics

Trace offers excellent ergonomics in the office workspace. The asymmetric light output distributes light evenly at an angle across the working area. This prevents harmful glare and reflections, and allows the Trace to be placed well to the side of the immediate workspace. The adjustability of the arm and lamp head provide added flexibility so the user can easily place the light exactly where needed.

USB charger version

Trace with USB integrated into the table/desk base is also available.

LED: Lightsource of the future

Trace is equipped with state-of-the-art light emitting diodes, which provide bright, warm light. Light emitting diodes have an incredibly long life span. The diodes in Trace have a life expectancy of 50,000 hours. That means 25 years or more with normal office use. You may never have to change the light source.

The importance of the personal task light

Follow this link to learn more about the importance of good workstation lighting, and how a task light can help you achieve a better working environment.

- [Follow this link to learn more about Luxo workspace lighting](#)

Trace



TECHNICAL DESCRIPTION

LIGHTSOURCE

Supplied with 1 x integrated LED module 6W (7.4W total energy consumed). Correlated color temperature (CCT) is 3000°K. Color rendering index (CRI) is 90.

BODY MATERIAL AND COLOR

Full metal body made of zinc, steel and aluminum. Shade cover in plastic.
Colors: white, black or aluminum grey.

MOUNTING

Standard with table/desk base and edge clamp mount.

ACCESSORIES

The lamp head may be complemented with a décor ring, available in three rich colors: Sweet fuchsia, Aqua marine or Street light orange.

OPTICS

Asymmetric light output. White, polycarbonate reflectors.

POWER SUPPLY

Plug-in 20V power supply.

ARM TECHNOLOGY AND MOVEMENT

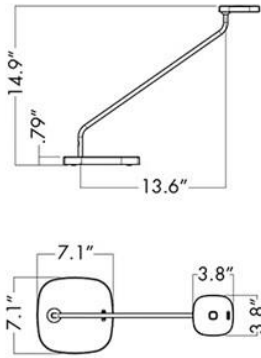
20" two-pivot arm. Up-and-down and side-to-side movement in both arm and shade.

Integrated 9/4 hour auto shut-off feature.

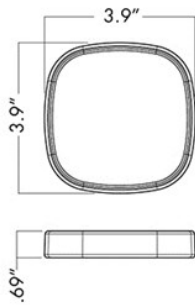
Trace with USB integrated into the table/desk base is also available.

Trace

MEASUREMENT DRAWINGS

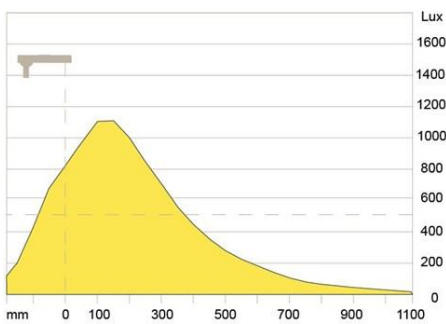


Trace



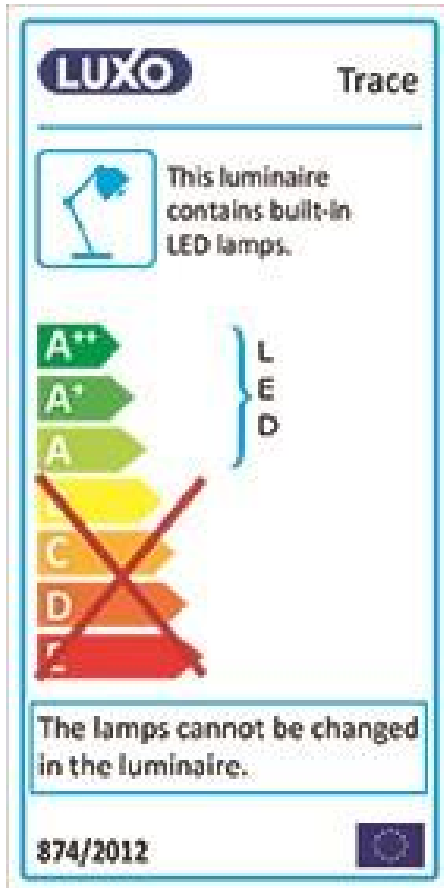
Trace Decor ring

LIGHT MEASUREMENT DRAWINGS



Trace

ENERGY LABEL



Trace

GALLERY




Trace, black



Trace, black



Trace



Trace



Trace



Excellent ergonomics



Trace



Trace